




## **Focus® II** Compact Autoscrubbers®

- 5 models to choose from
- Superior solution clean up
- Quiet operation at 65.8 dB A
- Easy operation
- Environmentally friendly

The new Focus II models are the first 20in. autoscrubbers available with Clarke's revolutionary BOOST® Technology. If you demand high levels of cleaning with the ultimate in green benefits, BOOST technology offers 70% reduction in water and chemicals, 40% increase in pad life, and an added benefit of chemical-free removal of floor finish, compared to traditional disc models.

No other manufacturer comes close to matching Clarke's combination of serious cleaning ability and green benefits in autoscrubbers. The Focus II models are also available in 3 disc models and a cylindrical model. And all of the Focus II scrubbers feature important benefits such as low noise levels, improved user ergonomics, onboard chargers, breakaway squeegees and more.



The Focus II Compact BOOST features high speed orbital action and agitation.

**Trusted. Reliable. Efficient.**

**A Nilfisk-Advance Brand**

# **Clarke®**

# The Clarke Focus II Has 5 Models Available!

The L20 BOOST Orbital, S20, L20 & L17 Disc, and L20 Cylindrical to fill all application needs


## BOOST Orbital



### Focus II - BOOST L20

BOOST technology produces high speed agitation with small 1/4 in. orbits. The orbital scrubbing action cleans 6x more effectively than traditional disc scrubbers. That means not only chemical-free removal of floor finish\*, but huge cost and labor savings every day: up to 70% less water usage and chemical costs, 50% less dump-and-fill time, and 40% longer pad life!

\*using maroon prep pad



## 3 Disc Models



### Focus II S20 with Brush Assist Traverse L20 & L17 with Power Traverse

Conventional disc models of the Focus II are available with either 17 or 20 in. disc scrub decks. The 20 in. models may be selected with either power traction or brush assist drive. The 17 in. model is available with traction drive. The brush/pad driver installation and removal is made simple with an easy on/off push button control.




## Cylindrical



### Focus II - L20 Cylindrical

For grouted tile, imperfect, or rough textured floors, the 20 in. cylindrical model provides superior cleaning. Eliminate manual sweeping before scrubbing with the wet sweeping capabilities of the Focus II L20 cylindrical. Dual brushes scrub in opposing rotation, where debris is deposited in a collection hopper behind the scrub deck.



The high speed agitation of BOOST not only has superior cleaning performance, but also wet shines the floor to reduce burnishing requirements. ➤

➤ Simultaneously sweep and scrub areas that have grouted or textured floors with the L20 Cylindrical model.





Easy access to battery compartment is great for maintenance and installation. Choose either 130 AH wet or 114 AH AGM batteries.



One-touch control panel is simple and effortless to operate. Ergonomically placed controls for all functions.



Rugged Polydur® tanks withstand impact and resists chemical damage

Large opening aids in clean out of recovery tank

Convenient front and rear fill


Powerful 3/4 HP motor drives the high speed orbital agitation of the BOOST model

Large diameter, non-marking wheels provide high traction

Clarke's patented pulse solution control applies an accurate and conservative amount of solution

## Very Quiet - Only 65.8 dB A

Four scrub decks to choose from to fit your application: 20 in. BOOST, 20 in. disc, 17 in. disc, and 20 in. cylindrical. As shown with BOOST.



Onboard battery charger allows charging at any convenient electrical outlet

Recovery drain is located high on the machine to allow draining into a high deep sink or toilet

The solution tank fill is conveniently located on the rear of the machine for ease of filling while draining the recovery tank

Solution level indicator is conveniently located for the operator

Squeegee is easy to remove without tools, and breaks away upon impact to prevent damage. Polyurethane front and rear blades wear longer and resist chemicals. Blades easily index without the use of tools.

Emergency power disconnect





SPECIFICATIONS	L17	S20	L20	L20 Cylindrical	BOOST L20
Part Number	See price catalog for part numbers				
Scrub Head Type	Disc	Disc	Disc	Cylindrical	BOOST
Cleaning Width	17 in	20 in	20 in	20 in	20 in
Drive Type	Power Traction	Drive Assist	Power Traction		
Working Voltage	24 V DC				
Standard Batteries (2)	12 V 130 Ah @ 20 hr rating (wet) or 12 V 114 Ah @ 20 hr rating (AGM)				
Battery Protection System	Low voltage cut-off of brush and solution				
Vacuum Motor Power	0.5 hp, 2-stage tangential discharge				
Solution & Recovery Tank	14.5 gal				
Solution Flow	0 - 0.63 gal/min				0 - 0.3 gal/min*
Brush Motor Power	0.7 hp (480 W)			(2) 0.4 hp (300 W ea.)	0.75 hp (560 W)
Brush Pressure	45 & 90 lb			58.4 lb	40 & 75 lb
Disc, Pad, Brush Sizes	17 in	20 in		(2) 4 x 19 in	14 x 20 in
Brush Speed	153 RPM			570 RPM	2,250 RPM
Sound Level	65.8 dB A				
Onboard Charger	Standard				
Dimensions	52 in x 29 in x 42 in			49 in x 29 in x 42 in	51 in x 29 in x 42 in
Width (without squeegee)	21 in			22 in	20 in
Squeegee Width	29.9 in				
Agency Approval	cETLus				
Warranty	Polydur Body - 8 Years, Parts - 3 Years, Labor - 1 Year Batteries - 18 months prorated (90 days unconditional)				

\*BOOST normal operating flow rate is 0.1 gal/min. Specifications are subject to change without notice.

### What enhances its productivity?

- Efficient utilization of solution
- Compact design, large capacity
- Easy on/off brush
- Long run times
- Solution and brush off in neutral

### What makes it "green"?

- Low sound level
- Ergonomic design

- AGM battery (optional)
- Chemical-free floor finish removal with BOOST® Technology

### What are the safety features?

- Security key switch
- Safety yellow palm switches
- Circuit breaker protection

### What are the accessories?

- Full line of brushes and pads
- Full line of pads
- Battery Maintenance System
- Replacement Squeegee Blade Kit
- Hour meter kit



14600 21st Avenue North • Plymouth, MN 55447-3408  
Phone: 800.253.0367 • Fax: 800.825.2753

240 Superior Boulevard • Mississauga, Ontario, Canada L5T 2L2  
Phone: 800.668.8400 • Fax: 800.263.5111

©2011 Nilfisk-Advance, Inc. All rights reserved. P/N 71431A 7/11

# Clarke®